

**Integrating Principles of
Neurodevelopment into Clinical
Practice**
 Introduction to the Neurosequential Model of
Therapeutics (NMT)

 2011

All rights reserved © 2010 Bruce D. Perry

Theory of Change

 Why do you do the things you do?
 How do you think they will cause
change for the client – for your child?

All rights reserved © 2010 Bruce D. Perry

NMT Core Principles

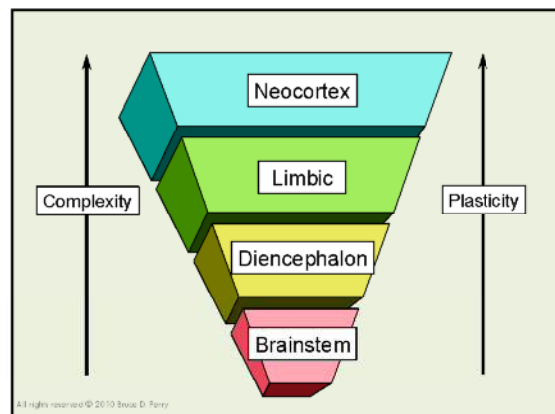
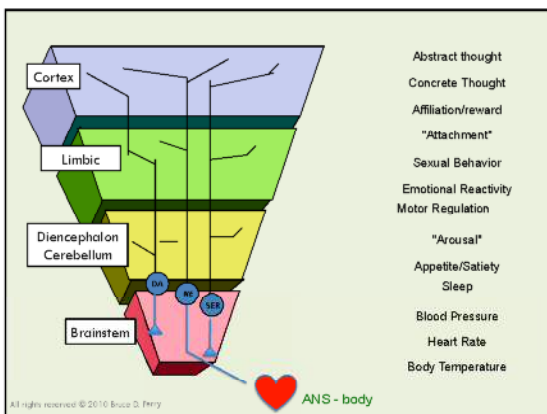
 A. Brain Organization and Function

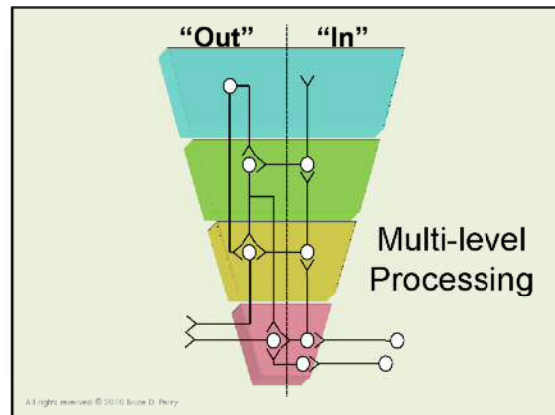
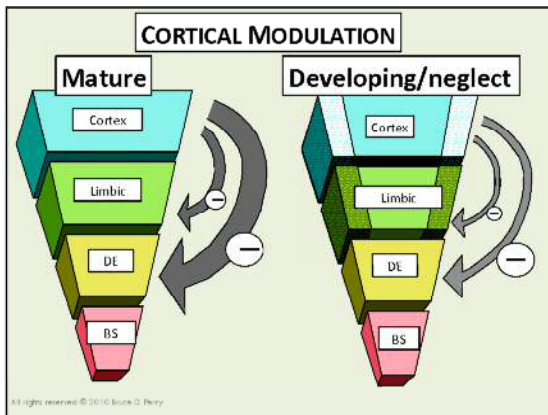
All rights reserved © 2010 Bruce D. Perry

The Brain Matters

- The human brain is the organ responsible for everything we do. It allows us to love, laugh, walk, talk, create or hate.
- The brain - one hundred billion nerve cells in a complex net of continuous activity - allows us our humanity.
- For each of us, our brain's functioning is a reflection of our experiences.

All rights reserved © 2010 Bruce D. Perry

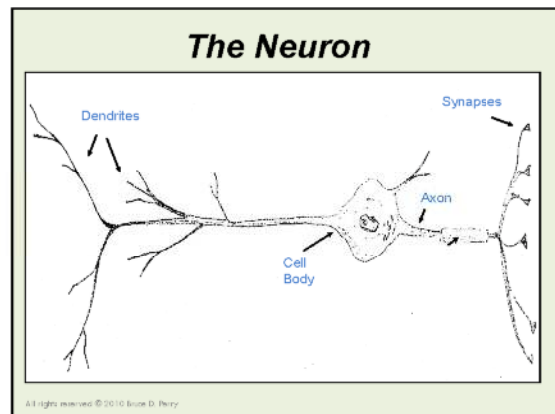




NMT Core Principles

B. Neurodevelopment and Memory

All rights reserved © 2010 Bruce D. Perry



The Brain Develops

The human brain, with all of its complex structure and function, does not just "pop" into existence.

In the 9 months following conception, 100 billion neurons and 10 trillion glial cells are born. These cells organize, move, connect and specialize to create the amazing and functioning brain of the newborn.

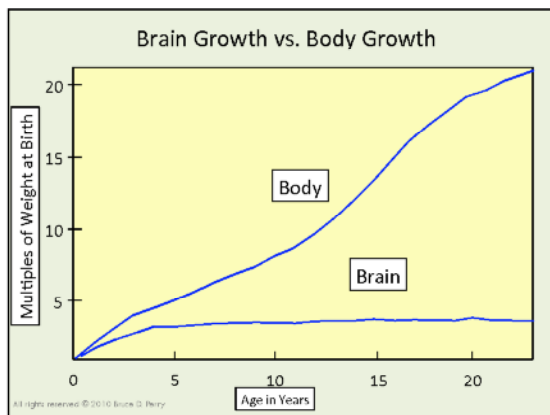
All rights reserved © 2010 Bruce D. Perry

USE-DEPENDENT DEVELOPMENT

The more a neural system is "activated," the more that system changes to reflect that pattern of activation

This is the basis for development, memory and learning

All rights reserved © 2010 Bruce D. Perry



Sequential Neurodevelopment

- The brain is undeveloped at birth
 - The brain organizes from the “bottom” up - brainstem to cortex and from the inside out
 - Organization and functional capacity of neural systems is sequential
 - Experiences do not have equal “valence” throughout development
- All rights reserved © 2010 Bruce D. Perry
www.ChildTraumaAcademy.org

What is Memory ?

- The capacity to bring *elements* of an experience from one moment in time to another.
 - This is the unique property of life forms.
 - There are many ways that life forms do this - genes, immune system, nervous system
 - Nervous tissue is *designed* to store elements of experience.
- All rights reserved © 2010 Bruce D. Perry
www.ChildTraumaAcademy.org

Association

- The brain makes associations between sensory signals co-occurring in any given moment in time
 - This capacity allows humans to learn, create images of the future and survive.
 - This capacity can also make humans vulnerable to false associations - creating fears of non-threatening objects.
- All rights reserved © 2010 Bruce D. Perry

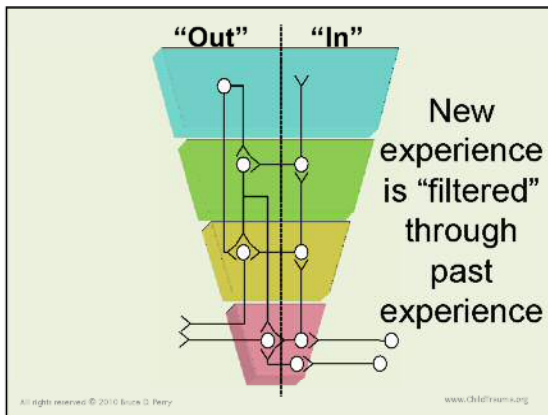
Creating First Memories

The first set of unique sensory stimuli shape neural “networks” which will “encode” and store – in neurons – the template for future sensory stimuli similar to this original sensory experience.

All rights reserved © 2010 Bruce D. Perry

Neuroarcheology

- The age at which an adverse event takes place will influence the neurodevelopmental impact and the resulting functional consequences
 - Therefore, developmental history of adverse experiences is crucial to understanding current functioning
 - NMT includes a developmental review of adverse experiences AND the buffering effects of relational health
- All rights reserved © 2010 Bruce D. Perry



NMT Core Principles

C. Relational Neurobiology and Attachment

All rights reserved © 2010 Bruce D. Perry

Human beings are social creatures.

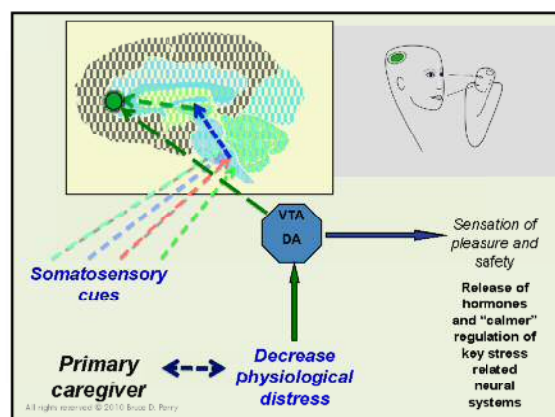
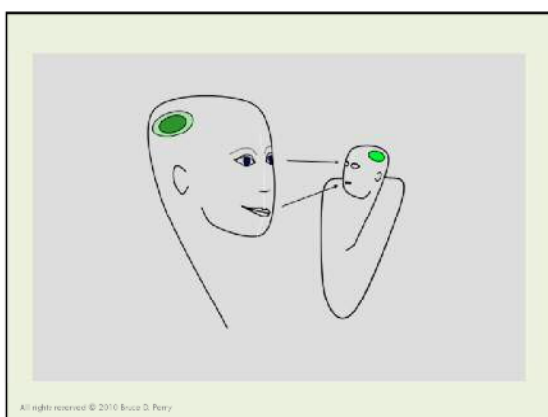
The neural systems which mediate social interaction, communication, empathy and the capacity to bond with others are all shaped by the nature, quantity and timing of early life relationships.

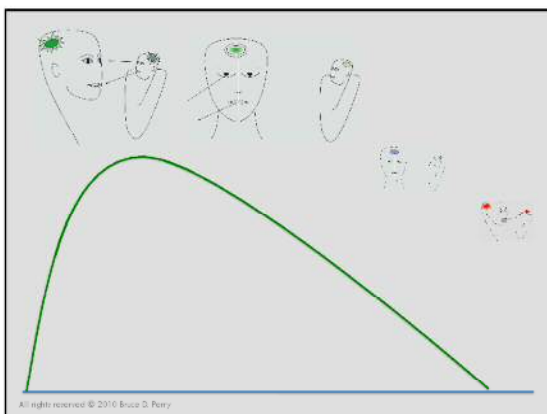
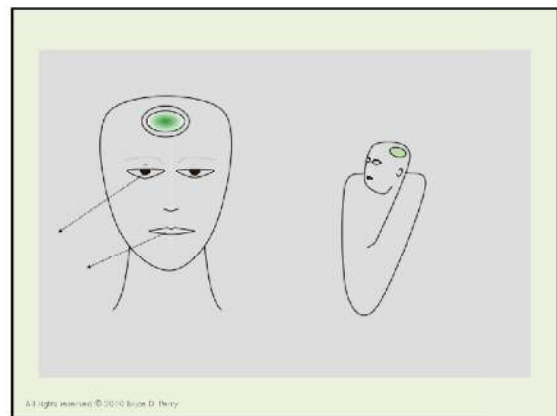
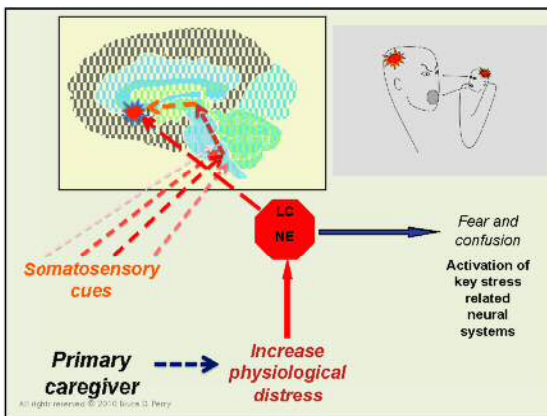
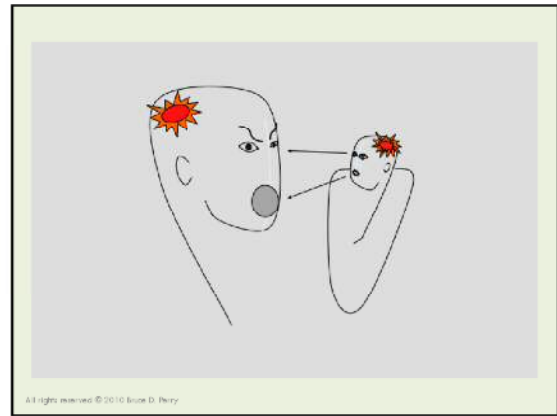
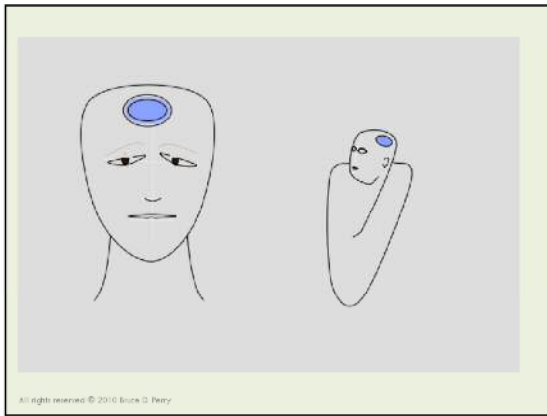
All rights reserved © 2010 Bruce D. Perry

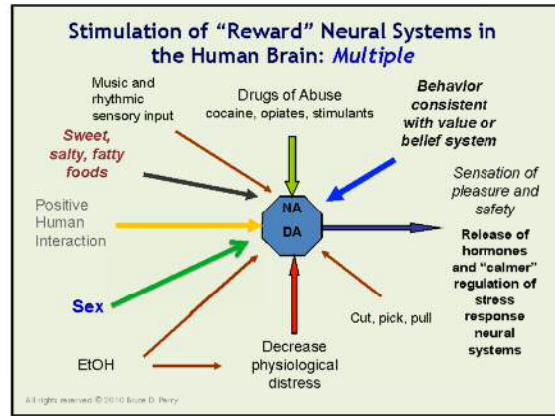
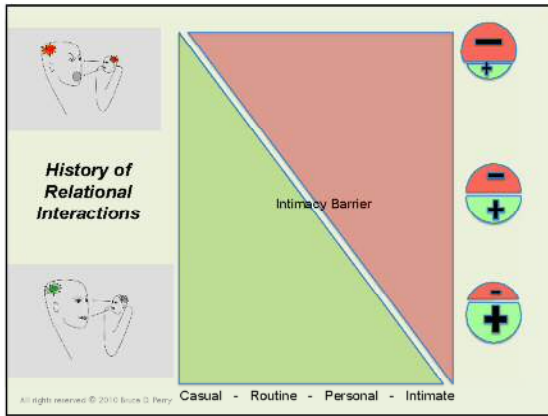
Relational Neurobiology Foundational Neural Systems

The neural systems mediating the stress-response, reward, procreation, reproduction, social-affiliation and communication are all inter-related - indeed, they often share the very same fundamental neurotransmitter networks and brain regions.

All rights reserved © 2010 Bruce D. Perry www.ChildTrauma.org





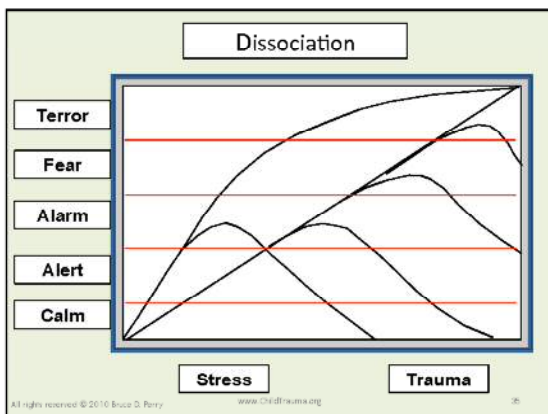


NMT Core Principles

D. Stress, Distress and Trauma

All rights reserved © 2010 Bruce D. Perry

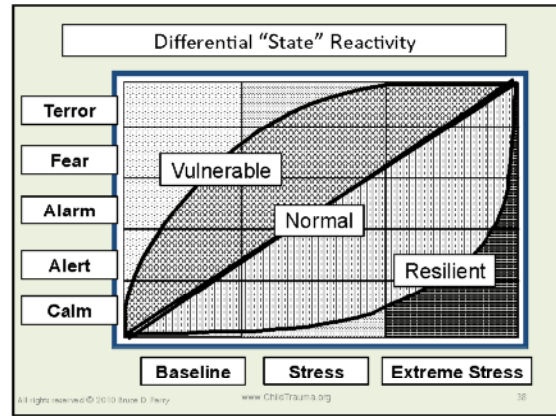
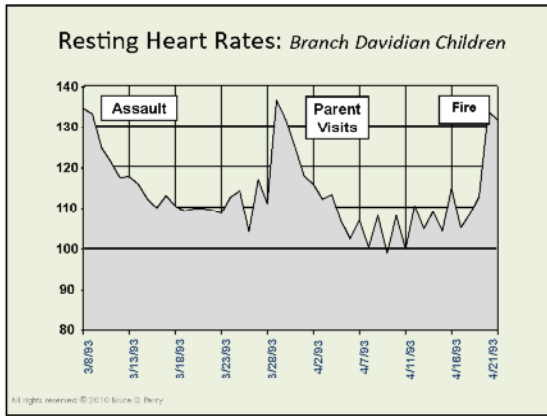
- Responses to Stress, Distress, Trauma**
- **Heterogeneity of response patterns**
 - Adaptive changes in *cognition*
 - Adaptive changes in *affects*
 - Adaptive changes in *behavior*
 - Adaptive changes in *neurophysiology*
 - Adaptive changes in *physiology*
- All rights reserved © 2010 Bruce D. Perry



DISSOCIATIVE/AROUSAL BALANCE

Dissociation	Arousal
Females >	Males
Young Children >	Older Children
Torture/Pain >	Observer
Inescapable Helplessness >	Action Active Role

All rights reserved © 2010 Bruce D. Perry



↓

Sense of Time	Extended Future	Days Hours	Hours Minutes	Minutes Seconds	Loss of Sense of Time
Primary secondary Brain Areas	NEOCORTEX Subcortex	SUBCORTEX Limbic	LIMBIC Midbrain	MDBRAIN Brainstem	BRAINSTEM Autonomic
Cognition	Abstract	Concrete	"Emotional"	Reactive	Reflexive
Mental State	CALM	ALERT	ALARM	FEAR	TERROR

www.ChildTrauma.org Bruce D Perry, MD, PhD © 2010

All rights reserved © 2010 Bruce D. Perry

NMT Core Principles

E. Neglect

All rights reserved © 2010 Bruce D. Perry

To neglect a child is to murder them.

Daniel Dafoe

All rights reserved © 2010 Bruce D. Perry

A Neurodevelopmental Definition of Neglect

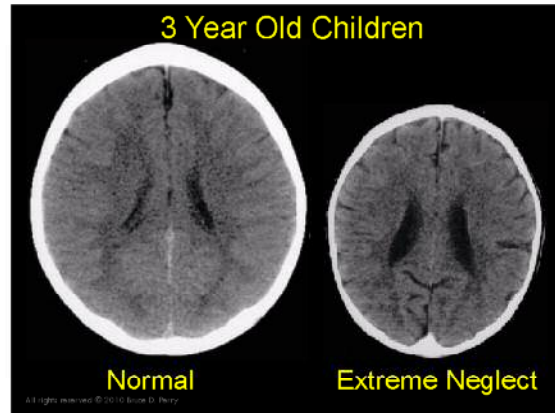
- Lack of a specific pattern of experience during development results in abnormal development of a core brain function
- The abnormal development is in those brain systems which *sense, perceive, process, "interpret", and "act on"* information related to that specific experience or input.

All rights reserved © 2010 Bruce D. Perry

Multiple Forms of Neglect

<u>DOMAINS</u>	<u>PATTERN</u>
Emotional	Episodic
Social	Chaotic
Cognitive	Total global
Motor	

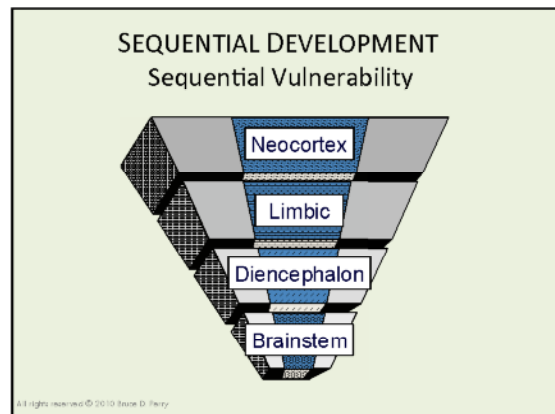
All rights reserved © 2010 Bruce D. Perry



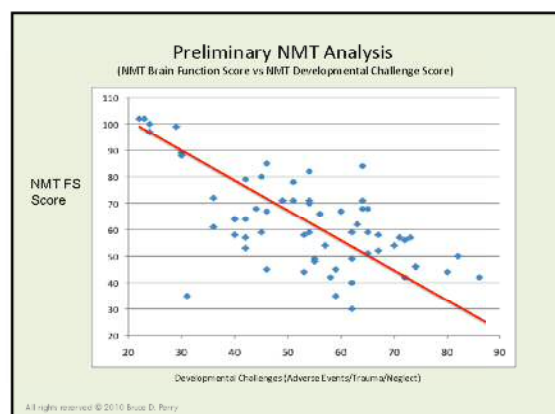
NMT Core Principles

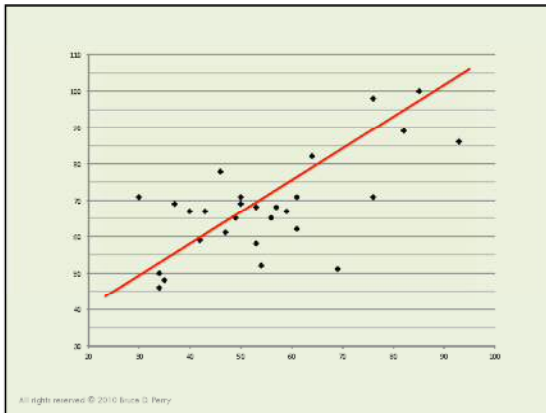
F. Neurosequential Model of Therapeutics

All rights reserved © 2010 Bruce D. Perry



- ### Neurodevelopmental Risk
- The NMT process involves assessing the timing, nature and intensity of adverse events
 - The timing, nature and quality of “buffering” relational health is assessed as well
 - An estimate of “developmental risk” is obtained at various times during development by combining the AE and RH scores
- All rights reserved © 2010 Bruce D. Perry





Current Relational Health

- A major factor in healing appears to be the nature, quality, intensity and stability of a person’s relationships
- The NMT assessment process includes a simple metric that looks at current relational health
- The score on this metric is a key indicator of outcome – good relational stability predicts positive outcome – and poor relational health predicts poor outcomes

All rights reserved © 2010 Bruce D. Perry

NMT Brain Mapping Process

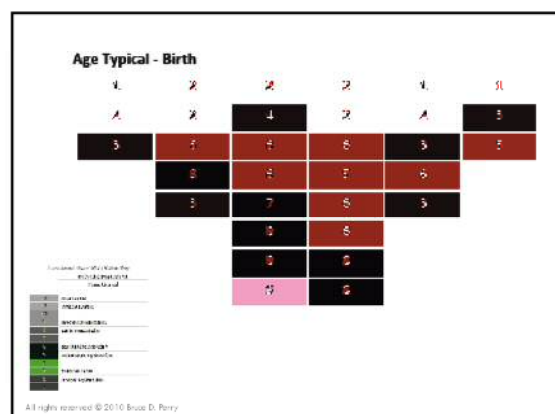
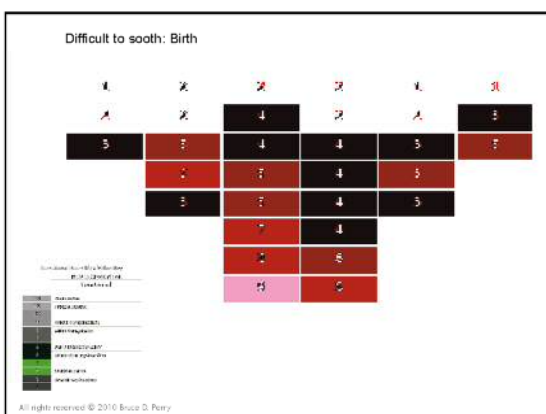
- The key indicator of brain organization and neurophysiological status is function
- By creating a simplified construct – the brain map – assessment of key brain-mediated functions can help “localize” neurodevelopmental vulnerabilities and strengths
- This “localization” helps direct developmentally-sensitive interventions

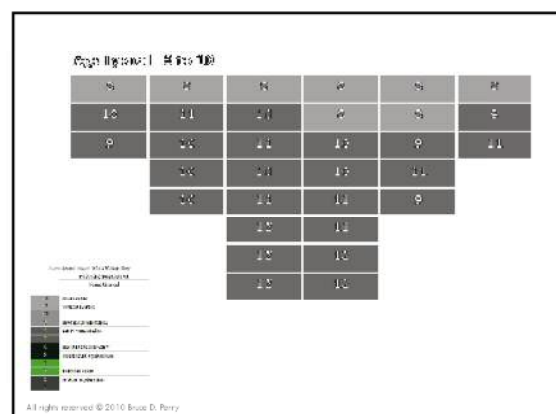

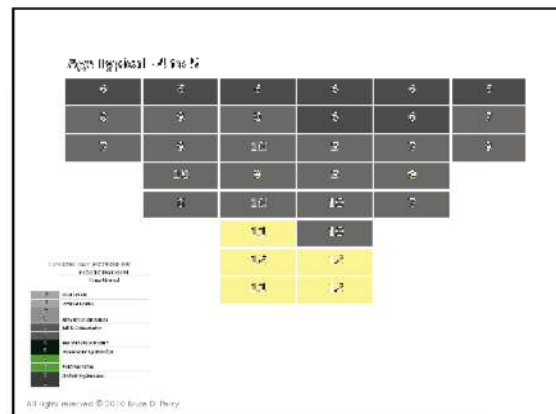
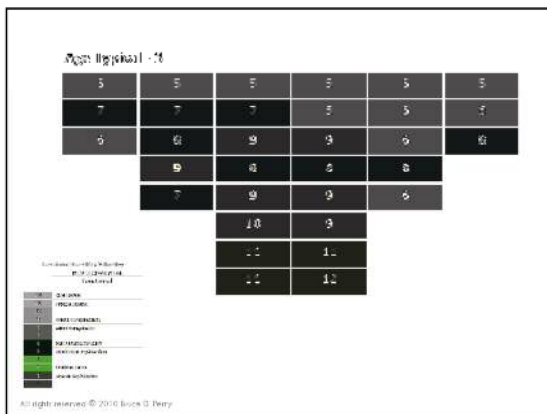
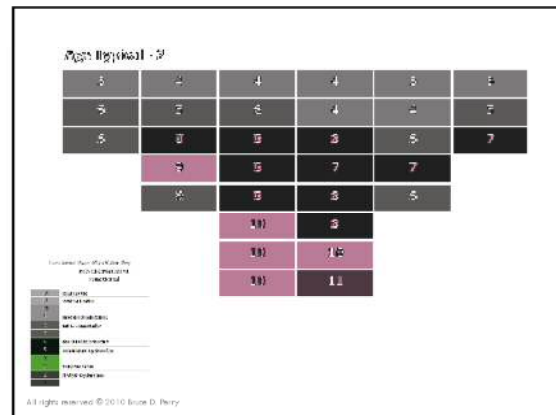
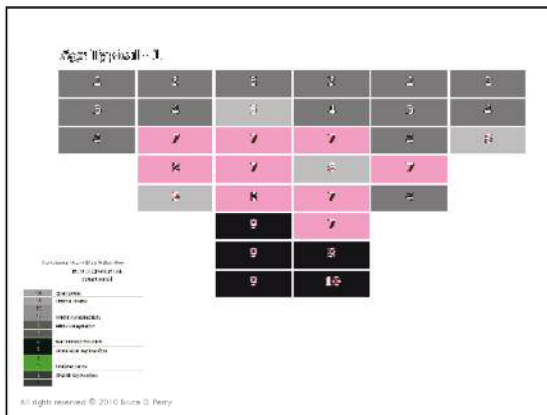
All rights reserved © 2010 Bruce D. Perry

CNS Functional Map

- Several “brain map” models have been used in the process of creating and refining the NMT
- Current mapping process involves a web-based menu-driven review of various brain-mediated functions
- The resulting “map” creates a visual representation that is useful for teaching, treatment planning and tracking outcomes

All rights reserved © 2010 Bruce D. Perry





NMT Core Principles

H. Current NMT Metric Reports

All rights reserved © 2010 Bruce D. Perry

Client (5 years, 11 months) Report Date: 7/16/2010

1	2	3	4	5	6	7	8
9	10	11	12	13	14	15	16
17	18	19	20	21	22	23	24
25	26	27	28	29	30	31	32
33	34	35	36	37	38	39	40
41	42	43	44	45	46	47	48
49	50	51	52	53	54	55	56
57	58	59	60	61	62	63	64
65	66	67	68	69	70	71	72
73	74	75	76	77	78	79	80
81	82	83	84	85	86	87	88
89	90	91	92	93	94	95	96
97	98	99	100	101	102	103	104
105	106	107	108	109	110	111	112

Age Typical - 4 to 5

1	2	3	4	5	6	7	8
9	10	11	12	13	14	15	16
17	18	19	20	21	22	23	24
25	26	27	28	29	30	31	32
33	34	35	36	37	38	39	40
41	42	43	44	45	46	47	48
49	50	51	52	53	54	55	56
57	58	59	60	61	62	63	64
65	66	67	68	69	70	71	72
73	74	75	76	77	78	79	80
81	82	83	84	85	86	87	88
89	90	91	92	93	94	95	96
97	98	99	100	101	102	103	104
105	106	107	108	109	110	111	112

All rights reserved © 2010 Bruce D. Perry

M.: 6 yo M

Hx intrauterine SA/ EtOH; severe neglect and abuse; removed at 12 mos; multiple placements; adopted at age 2

Dx at time of eval: ODD, ADHD

1	2	3	4	5	6	7	8
9	10	11	12	13	14	15	16
17	18	19	20	21	22	23	24
25	26	27	28	29	30	31	32
33	34	35	36	37	38	39	40
41	42	43	44	45	46	47	48
49	50	51	52	53	54	55	56
57	58	59	60	61	62	63	64
65	66	67	68	69	70	71	72
73	74	75	76	77	78	79	80
81	82	83	84	85	86	87	88
89	90	91	92	93	94	95	96
97	98	99	100	101	102	103	104
105	106	107	108	109	110	111	112

J.: 19 yo F

No sig Hx of dev AE; stable family; Fam Hx bipolar

Hx depressive episodes

Eval s/p MVA; multiple evaluators assign Dx PTSD

1	2	3	4	5	6	7	8
9	10	11	12	13	14	15	16
17	18	19	20	21	22	23	24
25	26	27	28	29	30	31	32
33	34	35	36	37	38	39	40
41	42	43	44	45	46	47	48
49	50	51	52	53	54	55	56
57	58	59	60	61	62	63	64
65	66	67	68	69	70	71	72
73	74	75	76	77	78	79	80
81	82	83	84	85	86	87	88
89	90	91	92	93	94	95	96
97	98	99	100	101	102	103	104
105	106	107	108	109	110	111	112

CTA Websites

www.ChildTrauma.org
www.ChildTraumaAcademy.com

CTA on Facebook

The ChildTrauma Academy

CTA on Twitter

@ChildTraumaAcad

All rights reserved © 2010 Bruce D. Perry